

Transportation Investments



Safety, Preservation, Maintenance & Seismic

Raises funds to improve state's bridges, highways and culverts, and make safety and seismic investments.

Provides historic levels of investment to cities and counties for maintenance of local infrastructure.



Multimodal Transportation

Provides funding in the first biennium to Connect Oregon program and directs funds for both the Treasure Valley Transmodal Facility and the MidWillamette Valley Transmodal Facility. Creates a funding mechanism that makes Connect Oregon a permanent program.



Public Transit

Makes new substantial statewide investment in public transit to improve the connectivity and frequency of bus service in rural and urban communities.



Bicycle & Pedestrian

Creates dedicated investments for bicycle and pedestrian commuter paths in Connect Oregon.

Provides \$10 million per year for Safe Routes to Schools increasing to \$15 million in 2023. Plus 1 percent of state highway fund revenue for bike and pedestrian projects on the highway system.



Marine Investment

Provides funding for marine dredging and derelict vessel removal.



Electric Vehicles

Provides \$12 million per year for rebates for electric and other zero emission vehicles to promote their use in Oregon.



Roadside Rest Areas

Adds six rest areas and three state parks to the portfolio of rest areas managed by the Travel Information Council and provides funds to upgrade facilities.



Congestion Relief & Freight Mobility

OR 217: Makes full investment in bottleneck relief.

I-205: Widens northbound I-205 from Powell Boulevard to I-84. Uses technology to ease congestion. Requires planning to widen the freeway from Stafford Road to the Abernethy Bridge.

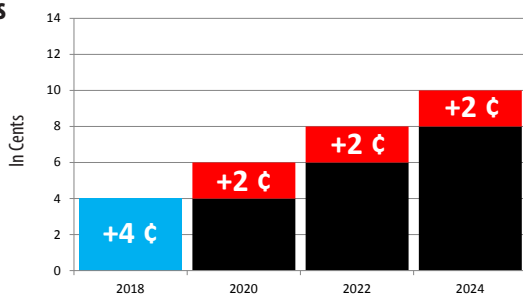
I-5 Rose Quarter: Invests in new lanes to improve reliability and plan for connectivity improvements across the freeway.

Funding Investments

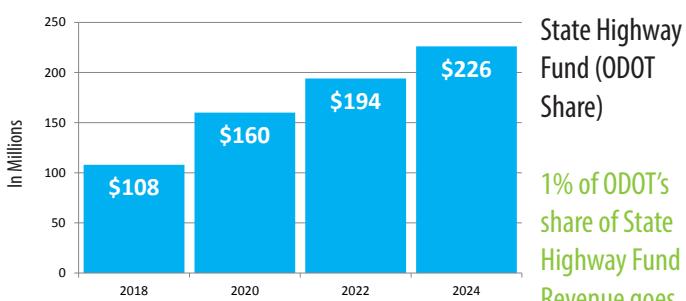
Vehicle Registration Fees, Title Fees, and Fuels Tax

Four increases stair-stepped over six years.

Last three increases conditioned on accountability.

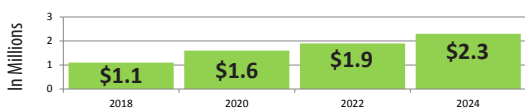


Vehicle Registration Fees, Title Fees and Fuels Tax Annual New Revenue Estimate

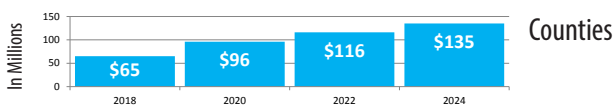


State Highway Fund (ODOT Share)

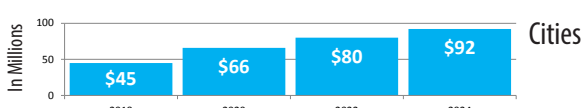
1% of ODOT's share of State Highway Fund Revenue goes to Bike/Ped.



State Highway Fund (Local Government Share)



Counties



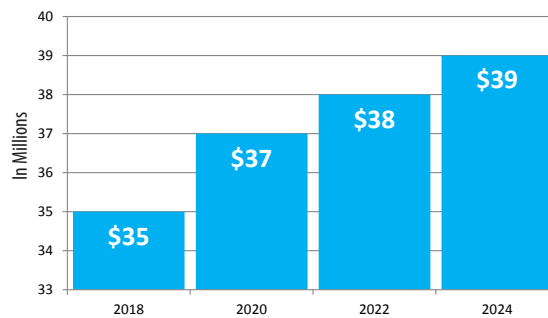
Cities

New Light Vehicle Dealer Privilege Tax



The privilege tax revenue is dedicated to **electric vehicle rebates & Connect Oregon.**

New Light Vehicle Dealer Privilege Tax Annual Revenue Estimate



Bicycle Excise Tax

\$15 fee


Only adult bicycles that cost \$200 or more with wheels 26 inches or larger. The bicycle excise tax is expected to generate an **annual average revenue of \$1.2 million.** Dedicated to bicycle and pedestrian projects in Connect Oregon.

Statewide Payroll Tax

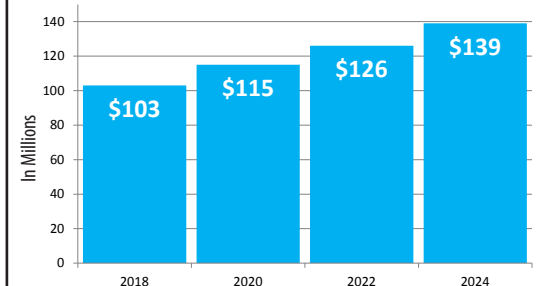
1/10th of 1% of wages, deducted by employer from payment to employee.



The payroll tax revenue is dedicated to



Statewide Payroll Tax Annual Revenue Estimate



Policy

Accountability

Directs the commission to create a Continuous Improvement Advisory Committee for ODOT, measure and report on transportation system condition for all jurisdictions, create a transparency website, conduct benefit cost analysis for capacity building projects and create a stronger connection between the commission and the internal auditor of ODOT.

Value Pricing

Creates a pathway for use of value pricing to relieve Portland Metro area congestion.

Clean Fuels

Guarantees certainty with cost containment measures in statute for consumer protection.

Use of Salt

Requires a statewide winter maintenance strategy that includes the use of salt.

Jurisdictional Transfers

Transfers Outer Powell Boulevard in Portland, Pacific Highway West in Eugene, Springfield Highway in Springfield, Territorial Highway and Springfield-Creswell Highway in Lane County to local governments. Transfers Cornelius Pass Road in Multnomah and Washington Counties to ODOT.